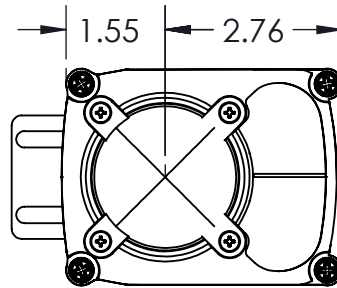


OPEN

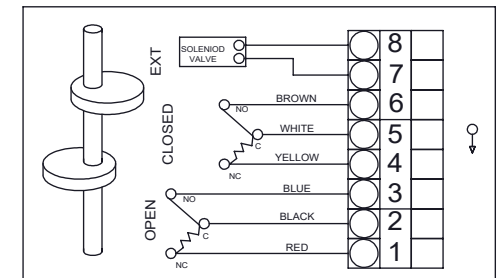
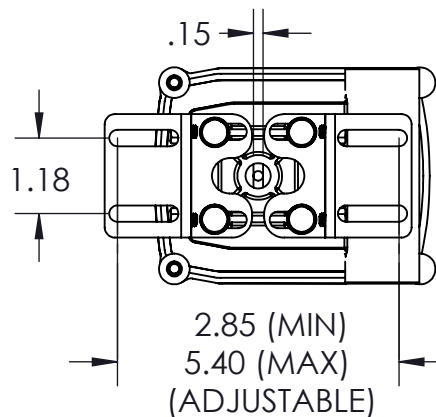
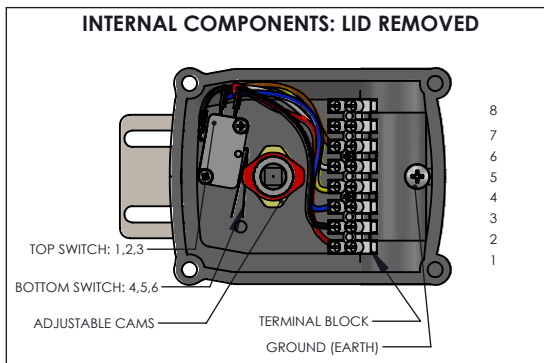
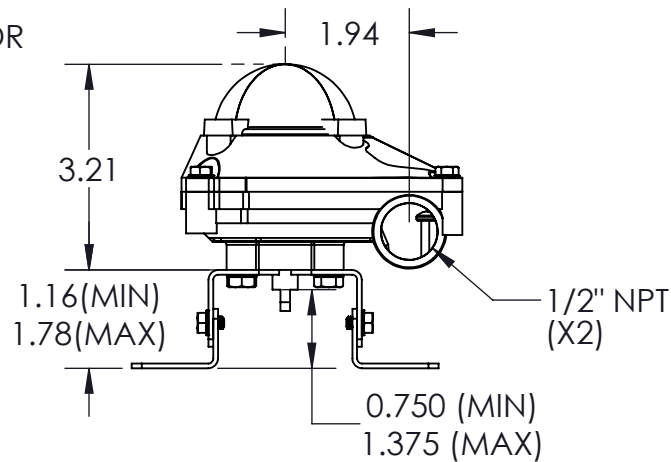
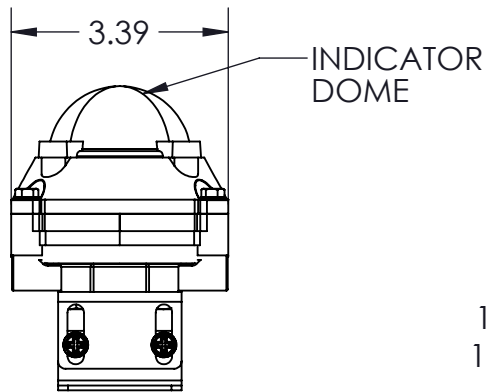
CLOSED



DESCRIPTION	MATERIAL	QTY
BODY	DI-CAST ALUMINUM-POWDER EPOXY COATED	1
POSITION INDICATOR	POLY CARBONATE	1
BOLTS	316 STAINLESS STEEL	4
SHAFT (STEM)	316 STAINLESS STEEL	1
MICRO SWITCH	POLYCARBONATE	2
SEAL	EPDM	1
MOUNTING FEET	ADJUSTABLE PLATED STEEL	2

NOTES:

- 2 SPDT SWITCHES
- 12 TO 240 V
- *250V AC: 3A
- *250V DC: 0.2A
- *125V AC: 0.4A
- *8-15V 5A
- SWITCH APPROVALS: CSA, UL, CE, EN/EC, RU
- ADJUSTABLE CAMS
- -20F TO 175F
- ADJUSTABLE MOUNTING FEET
- IP67 ENCLOSURE



WIRING DIAGRAM



DRAWING NAME:

S2 LIMIT SWITCH

MATERIAL: --	A	DRAWING NUMBER: S2-LIMIT-SWITCH-ASSEMBLY	REV. 1
SCALE: N.T.S.	NAME: MCH	DATE: 7/12/2024	

THIS DOCUMENT IS PROPERTY OF UNIVERSAL COMPONENTS, INC. ANY REPRODUCTION, DISCLOSURE, OR USE OF THIS DOCUMENT IS EXPRESSLY PROHIBITED UNLESS OTHERWISE AGREED UPON IN WRITING. *ALL SPECIFICATIONS SUBJECT TO CHANGE WITHOUT NOTICE.*