

YS300SS/CS SERIES Y - STRAINER

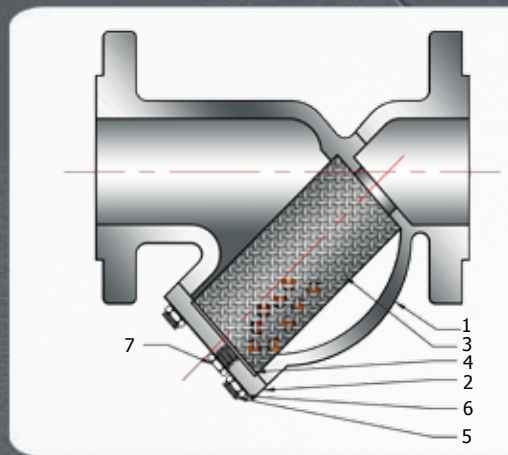
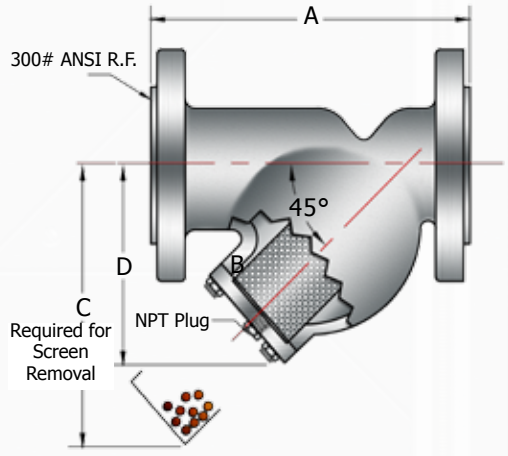


- Features:**
- ANSI Class 300 Flange
 - Available in Stainless or Carbon Steel
 - Sizes 1/2" Thru 12"
 - 720 psi @ 100°F WOG
 - 300 psi @ 420°F Saturated Steam



Dimensions

Size	PART # Stainless Steel	PART # Carbon Steel	A	B	C	D	Lbs	Cv
1/2"	YS300SS-4	YS300CS-4	6.62	3.50	5.00	3/8"	7.0	C/F
3/4"	YS300SS-6	YS300CS-6	8.31	3.75	5.00	1/2"	10.0	C/F
1"	YS300SS-8	YS300CS-8	8.31	3.75	5.00	1/2"	13.5	C/F
1-1/4"	YS300SS-10	YS300CS-10	10.12	5.50	8.00	1/2"	26.0	C/F
1-1/2"	YS300SS-12	YS300CS-12	10.25	5.50	8.00	1/2"	26.0	42
2"	YS300SS-16	YS300CS-16	9.62	5.25	7.00	1/2"	25.0	70
2-1/2"	YS300SS-20	YS300CS-20	10.62	6.50	9.75	1"	40.0	110
3"	YS300SS-24	YS300CS-24	12.00	7.00	10.00	1"	52.5	160
3-1/2"	YS300SS-28	YS300CS-28	N/A	N/A	N/A	N/A	N/A	N/A
4"	YS300SS-32	YS300CS-32	14.5	8.25	12.00	1-1/2"	90.5	260
5"	YS300SS-40	YS300CS-40	19.31	11.25	17.00	2"	161.5	400
6"	YS300SS-48	YS300CS-48	19.31	13.50	20.00	2"	185.5	570
8"	YS300SS-64	YS300CS-64	23.37	15.50	22.75	2"	300.0	950
10"	YS300SS-80	YS300CS-80	27.37	18.50	28.00	2"	480.0	1600
12"	YS300SS-96	YS300CS-96	32.00	21.75	30.00	2"	728.0	2200



Bill of Materials

NO.	PART #	YS300CS	YS300SS
1	Body	ASTM A216 GR. WCB	ASTM A351 GR. CF8M
2	Cover	ASTM A216 GR. WCB	ASTM A351 GR. CF8M
3	Screen	Type 304 Stainless Steel	
4	Gasket	Type 304 Stainless Steel Spiral Wound Non-Asbestos	
5	Studs	ASTM A193 GR. B7	ASTM A193 GR. B8 T316SS
6	Nuts	ASTM A194 GR. 2H	ASTM A194 GR. 8 T316SS
7	Plug	ASTM A105	A182 GR. F316

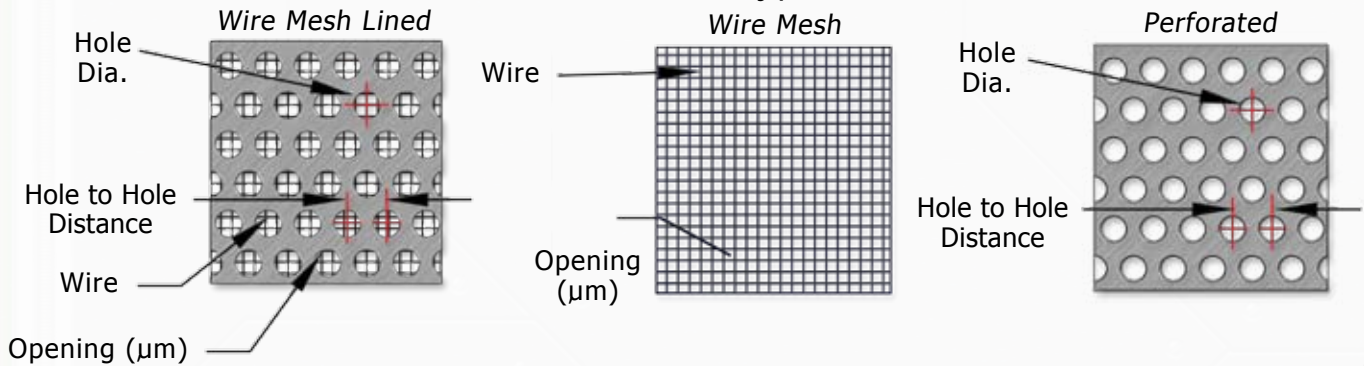


Y-Strainer Filter Material Data

General Recommended Sizes By Application

Pipe Size	Filtering Grade	Media					
		Air/Gas	Oil			Steam	Water
			Low Viscosity	Medium Viscosity	High Viscosity		
1/2" Through 2"	Coarse	1/32" Perf	1/16" Perf	1/10" Perf	1/8" Perf	1/32" Perf	1/32" Perf
	Medium	60 Mesh	1/32" Perf	1/16" Perf	1/10" Perf	30 Mesh	20 Mesh
	Fine	100 Mesh	30 Mesh	20 Mesh	1/16" Perf	60 Mesh	30 Mesh
2-1/2" Through 4"	Coarse	1/16" Perf	3/16" Perf	1/4" Perf	3/8" Perf	3/64" Perf	1/8" Perf
	Medium	3/64" Perf	1/8" Perf	3/16" Perf	1/4" Perf	1/32" Perf	1/16" Perf
	Fine	60 Mesh	3/16" Perf	1/8" Perf	3/16" Perf	30 Mesh	3/64" Perf

Screen Types



Standard Perf. Sizes

Hole Diameter	Distance hole to hole	% Open Area
1/32"	.055	28
3/64"	.066	36
1/16"	.093	41
1/8"	.187	40
5/32"	.187	63
1/4"	.312	58

Standard Mesh Sizes

Mesh (Linear in)	Micron (µm)	Wire Diameter
20	914	.014
30	566	.011
40	381	.010
60	246	.007
80	190	.005
100	139	.0045

NOTES:

- 1.) Unsupported wire mesh strainers are recommended for 2" and under line size not exceeding 200 psi. Anything over these values should use wire mesh lined strainer elements. The most common backing is 5/32" perf.
- 2.) To determine strainer rating, consult engineer. Single strainer applications should be approx. 1/2 opening size of largest projected particle to be strained. However, a good rule of thumb is to not exceed 20 psi drop across a strainer. If exceeding this value, straining may need to be staged with more than one strainer in line. Start with coarse straining and integrate finer additional strainers with finer elements down stream.
- 3.) All strainer mesh and perforated screen 304 stainless steel. Other materials available upon request. (316 SS, Monel)
- 4.) A wide array of nonstandard mesh and perf sizes are available. consult factory for more information.

YS36



Universal Components, Inc.
1313 Hall Spencer Road
Rock Hill, SC 29730



Phone: 803-324-5176
Fax: 803-324-2640
www.ucimfg.com

